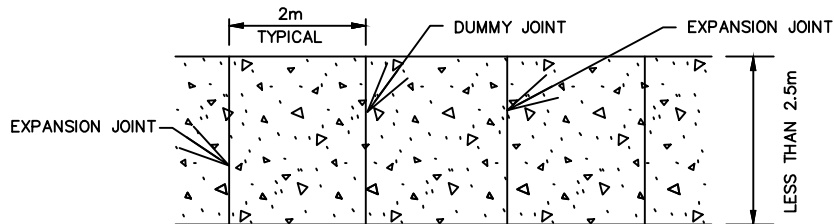
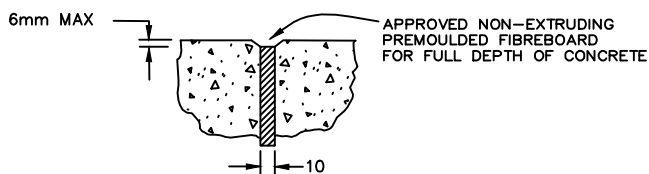


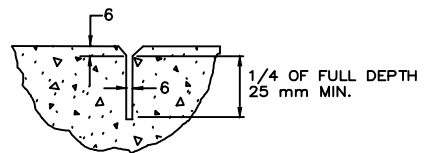
PLAN: SIDEWALK 2.5m WIDE AND OVER



PLAN: SIDEWALK LESS THAN 2.5m WIDE



EXPANSION JOINT PROFILE



DUMMY JOINT PROFILE

NOTES:

1. EXPANSION JOINTS IN SIDEWALK SHALL BE IN LINE WITH EXPANSION JOINTS IN CURB.
2. TRANSVERSE EXPANSION JOINTS ARE REQUIRED AT THE ENDS, THE MIDPOINT, AT INTERVALS OF 4m MAXIMUM, AND ALSO TO ISOLATE OBSTRUCTIONS FROM SIDEWALK, HYDRANTS, POLES, BUILDINGS, ETC.
3. EDGES AND JOINTS ARE TO BE FINISHED WITH A 75mm EDGING TOOL.
4. ALL CONCRETE SIDEWALKS ARE TO HAVE A BROOM FINISH UNLESS OTHERWISE SPECIFIED.
5. ALL DIMENSIONS ARE IN MILLIMETRES UNLESS SHOWN OTHERWISE.
6. INSTALL DUMMY TRANSVERSE JOINTS AS REQUIRED SO THERE IS A MAXIMUM SPACING OF 2m BETWEEN ALL JOINTS.



SIDEWALK CONSTRUCTION JOINTS

DATE: OCT. 2008

REV.  
DATE:

DWG. No.: SC-5